

# FDIM 2016 WORLD'S biggest Buildathon

Use WBB Sorting sheet to sort parts from the top to the bottom of the sheet then install parts from the bottom to the top. The sequence is shown in the images to the right from top to bottom....

**.1" spaced or .1" hairpin style mounted parts:**

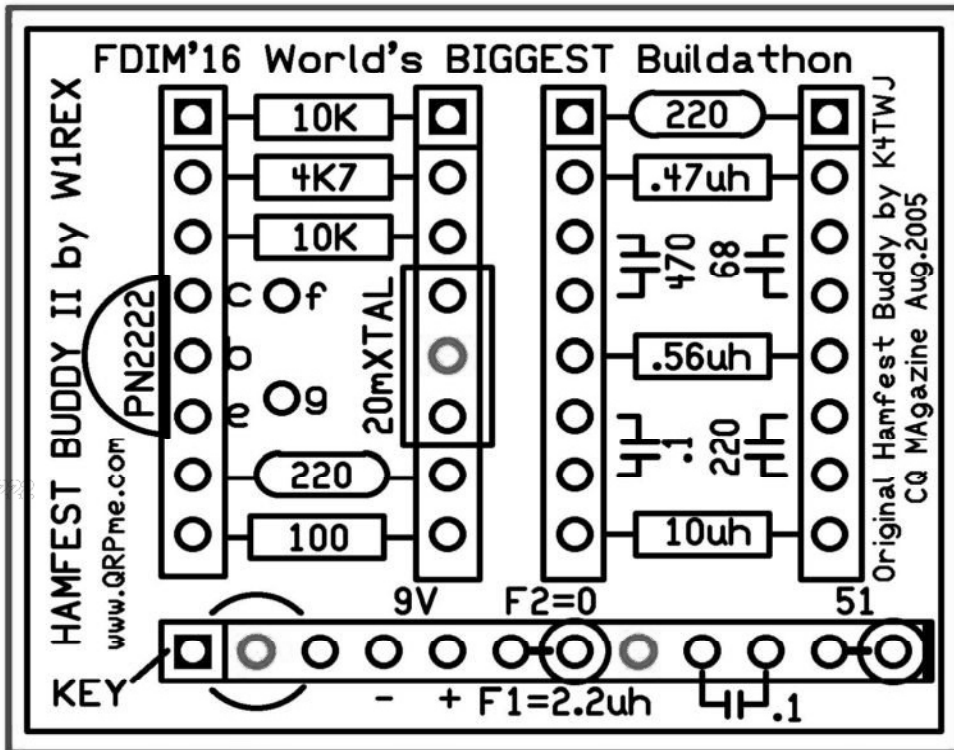
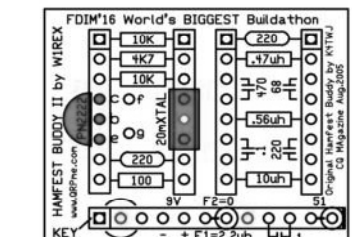
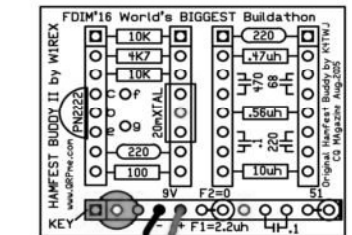
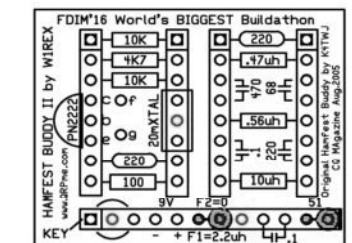
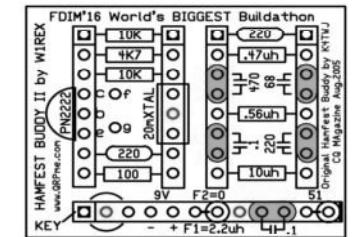
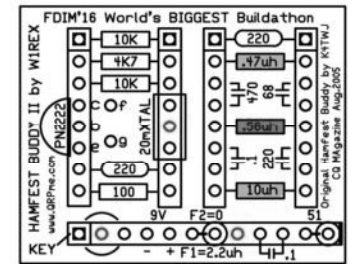
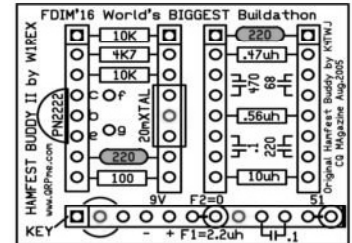
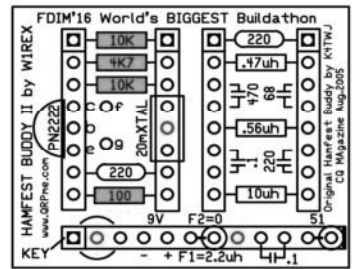
- 0 ohm 1/4 watt resistor [blue] (BLK)
- 51 ohm 1/4 watt resistor [blue] (GRN-BLU-BLK)
- 68pf monolithic cap [yellow] (680)
- 220pf monolithic cap [yellow] (221)
- 470pf monolithic cap [yellow] (471)
- .1uf monolithic cap [yellow] (104) QTY=2
- 2.2uh axial choke [tan] (RED-RED-GOLD)

**.4" spaced parts:**

- 100 ohm 1/4 watt resistor [blue] (BRN-BLK-BRN)
- 4.7K ohm 1/4 watt resistor [blue] (YEL-VIO-RED)
- 10k ohm 1/4 watt resistor [blue] (BRN-BLK-ORG) QTY=2
- 220pf axial monolithic cap [yellow] (221) QTY=2
- .47uh axial choke [tan] (YEL-VIO-SILVER)
- .56uh axial choke [green] (GRN-BLU-SILVER)
- 10uh axial choke [tan] (BRN-BLK-BLK)

**Micellaneous Parts:**

- PN2222 transistor, membrane push button switch,
- 20m crystal, 9V battery snap & WBB circuit board



3 RED sockets are unused