

A Brass Set




Another useful QRP home brewing tool...


from

W1REX & QRPme


A BRASS Set contains four 1/2" SOLID brass cubes that are milled square. Each of the cubes has a slot milled into it along with a drilled and tapped hole. There are four nylon thumbscrews that thread into the holes.




Each of the cubes now becomes a small circuit board clamp.




Insert the pcb into the slot at any convenient location on the circuit board and gently tighten the thumbscrew.




Place them in areas of the board that don't have any components.




Three clamps work perfectly fine on tuna can boards when they are spread out in a tripod fashion.



You insert parts on the top side of the board and bend the leads on the bottom side.....like normal.



With a BRASS SET in place, the board will now be raised high enough to clear any parts installed on the board thereby providing a perfectly stable platform for soldering the components.



A BASS Set.... \$20
with FREE shipping anywhere in the world!